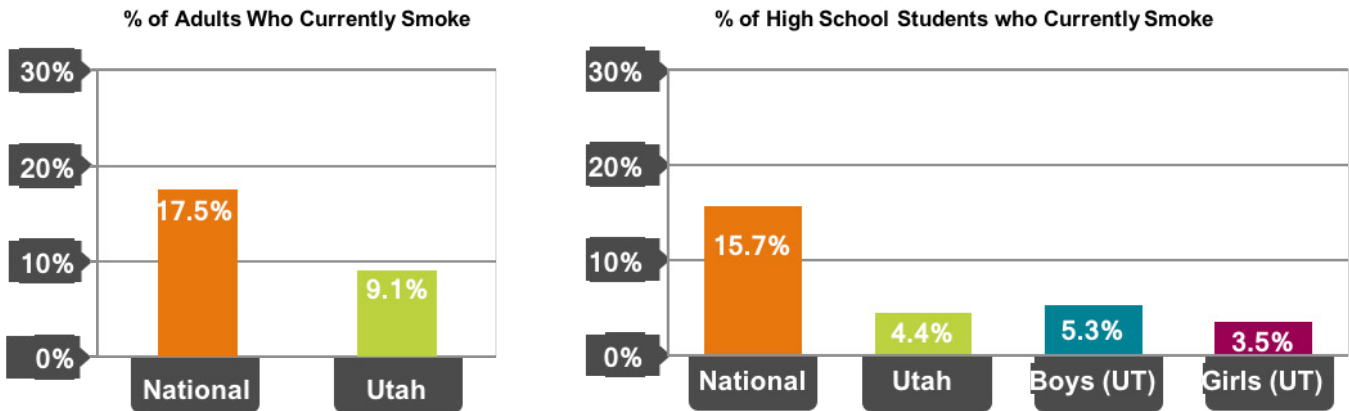


# Tobacco in Utah

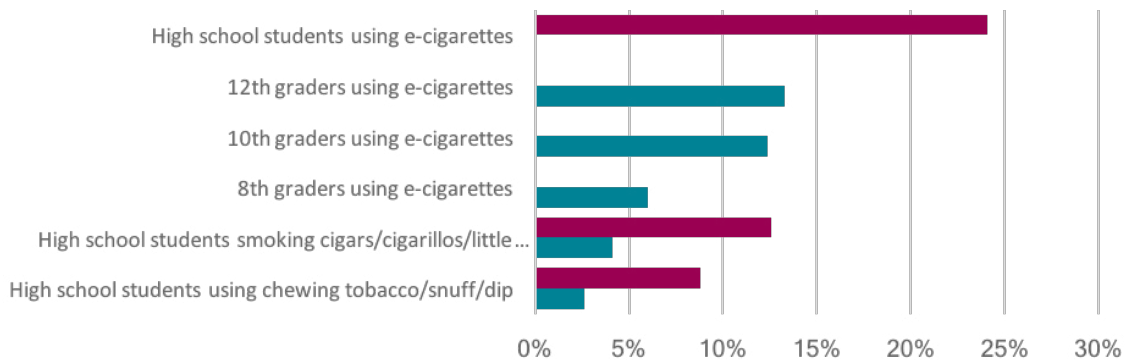
## CIGARETTE USE\*1-2



## OTHER TOBACCO USE

- The prevalence of smokeless tobacco use among adults in Utah was 3.0% in 2014.<sup>3</sup>
- In 2015, 5.0% of adults in Utah used e-cigarettes on at least one day in the past 30 days.<sup>4</sup>
- In 2013, 2.6% of high school students in Utah used chewing tobacco, snuff or dip on at least one day in the past 30 days. Nationally, 8.8% of high school students used smokeless tobacco on at least one day in the past 30 days.<sup>2</sup>
- In 2013, 4.1% of high school students in Utah smoked cigars, cigarillos, or little cigars on at least one day in the past 30 days. Nationally, 12.6% of high school students smoked cigars, cigarillos, or little cigars on at least one day in the past 30 days.<sup>2</sup>
- In 2015, 6.0% of 8th grade, 12.4% of 10th grade, and 13.3% of 12th grade students in Utah used e-cigarettes on at least one day in the past 30 days. Nationally, in 2015, 24.1% of high school students used electronic vapor products on at least one day in the past 30 days.<sup>2,5†</sup>

Other Tobacco Product Use Among Students



\*National and state-level prevalence numbers reflect the most recent data available. This may differ across state fact sheets.

†National prevalence data is from the Youth Risk Behavior Surveillance System and represents 9th, 10th, 11th, and 12th grade students.

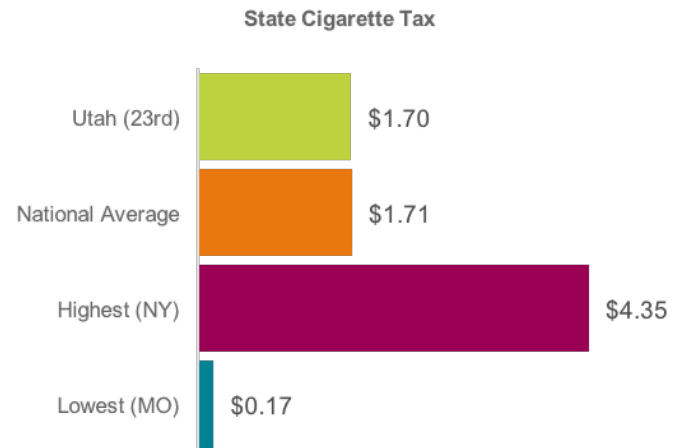
## ECONOMICS OF TOBACCO USE AND TOBACCO CONTROL

- In FY2017, Utah allocated \$7.5 million in state funds to tobacco prevention, which is 38.9% of the Centers for Disease Control and Prevention's (CDC) Annual Spending Target.<sup>6</sup>
- Utah received an estimated \$150.9 million in tobacco settlement payments and taxes in FY2017.<sup>6</sup>
- The health care costs in Utah, directly caused by smoking, amount to \$542 million annually.<sup>6</sup>
- Utah loses \$355.6 million in productivity each year due to smoking.<sup>7</sup>

## STATE TOBACCO LAWS<sup>8-10</sup>

### EXCISE TAX

- The state tax increased to \$1.70 per pack of cigarettes in July 2010. Utah is ranked 23rd in the United States for its cigarette tax. The national average cigarette tax is \$1.71 per pack of cigarettes. The highest state cigarette tax is New York (\$4.35) and the lowest state cigarette tax is Missouri (\$0.17).
- Little cigars are taxed \$0.085 per cigar. The tax on moist snuff is \$1.83 per ounce. All other tobacco products are taxed 0.86 multiplied by the manufacturers selling price.



### CLEAN INDOOR AIR ORDINANCES

- Smoking is prohibited in all childcare facilities, government workplaces, health care facilities, restaurants, schools, private workplaces, retail stores, recreational/cultural facilities, and bars.

### YOUTH ACCESS LAWS

- The minimum age requirement for the purchase of tobacco products is 19, and penalties exist for both minors and merchants who violate the law.
- Only sales clerks are allowed access to tobacco products prior to sale.
- The sale to minors of electronic cigarettes is prohibited.

## CESSATION STATISTICS AND BENEFITS

- The CDC estimates that 52.1% of adult every day smokers in Utah tried to quit smoking in 2015.<sup>11</sup>
- The Affordable Care Act requires all Medicaid programs cover all tobacco cessation medications beginning January 1, 2014. However, there is not yet evidence that the Utah Medicaid program has complied with this requirement regarding NRT gum, NRT patch, NRT nasal spray, NRT lozenge, and NRT inhaler.<sup>10</sup>
- Utah's state quitline invests \$4.79 per smoker; the national average investment per smoker is \$3.46.<sup>10</sup>
- Most private health plans in Utah have a mandate provision for cessation.<sup>10</sup>

<sup>†</sup>The seven recommended cessation medications are NRT Gum, NRT Patch, NRT Nasal Spray, NRT Inhaler, NRT Lozenge, Varenicline (Chantix), and Bupropion (Zyban).

Fiore MC, et al. Treating Tobacco Use and Dependence: 2008 Update. Clinical Practice Guideline. Rockville, MD: US Department of Health and Human Services. Public Health Service: May 2008.

---

## REFERENCES

- 1 CDC, Behavioral Risk Factor Surveillance System, 2015
- 2 CDC, Youth Risk Behavior Surveillance System, 2013
- 3 CDC, State-Specific Prevalence of Current Cigarette Smoking and Smokeless Tobacco Use Among Adults—United States, 2014, MMWR
- 4 Utah Behavioral Risk Factor Surveillance System, 2015
- 5 Utah Prevention Needs Assessment, 2015
- 6 Campaign for Tobacco-Free Kids, *Broken Promises to Our Children: a State-by-State Look at the 1998 State Tobacco Settlement 18 Years Later* FY2017, 2016
- 7 Campaign for Tobacco-Free Kids, *Toll of Tobacco in the United States*, 2017
- 8 American Lung Association, *SLATI State Reports*, 2017
- 9 Campaign for Tobacco-Free Kids, *State Cigarette Excise Tax Rates & Rankings*, 2017
- 10 American Lung Association, *State of Tobacco Control*, 2017
- 11 CDC, Behavioral Risk Factor Surveillance System, State Tobacco Activities Tracking and Evaluation System, 2015