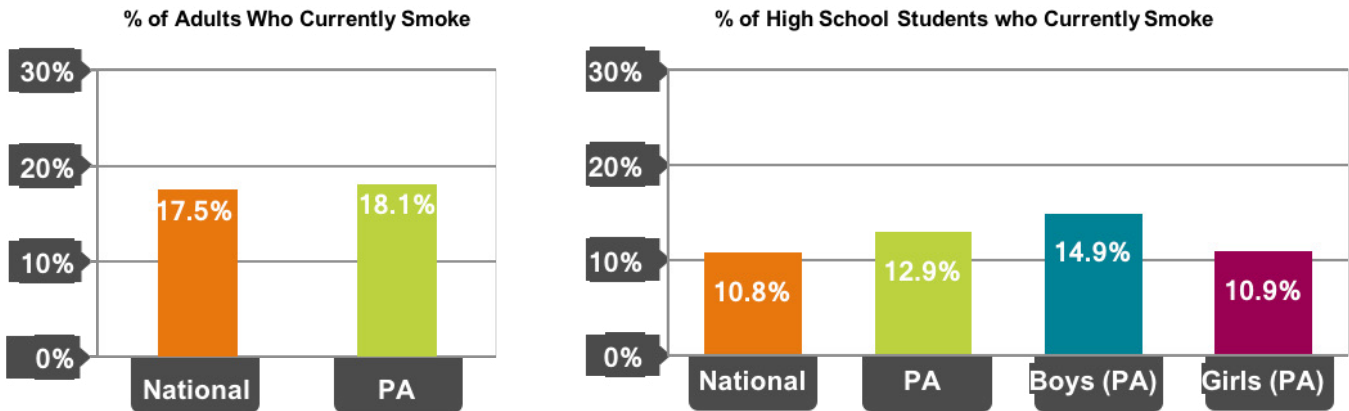


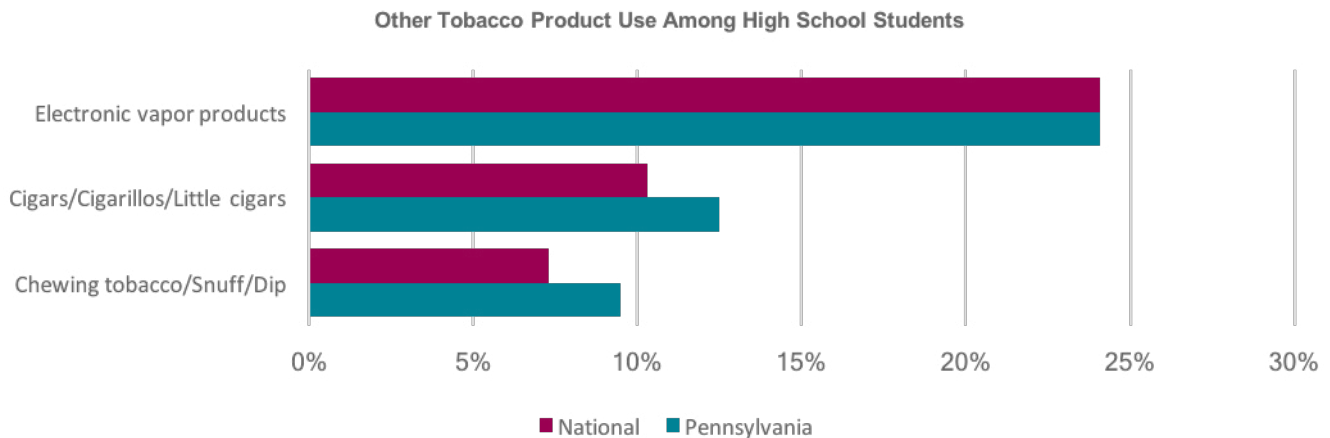
Tobacco in Pennsylvania

CIGARETTE USE*1-2



OTHER TOBACCO USE

- The prevalence of smokeless tobacco use among adults in Pennsylvania was 4.3% in 2014.³
- In 2015, 9.5% of high school students in Pennsylvania used chewing tobacco, snuff, or dip on at least one day in the past 30 days. Nationally, 7.3% of high school students used smokeless tobacco on at least one day in the past 30 days.²
- In 2015, 12.5% of high school students in Pennsylvania used cigars, cigarillos, or little cigars on at least one day in the past 30 days. Nationally, 10.3% of high school students used cigars, cigarillos, or little cigars on at least one day in the past 30 days.²
- In 2015, 24.1% of high school students in Pennsylvania used electronic vapor products on at least one day in the past 30 days. Nationally, 24.1% of high school students used electronic vapor products on at least one day in the past 30 days.²



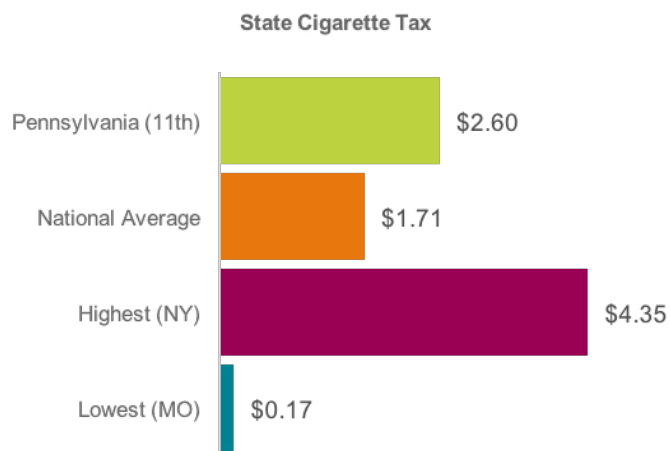
ECONOMICS OF TOBACCO USE AND TOBACCO CONTROL

- In FY2017, Pennsylvania allocated \$13.9 million in state funds to tobacco prevention, which is 9.9% of the Centers for Disease Control and Prevention's (CDC) Annual Spending Target.⁴
- Pennsylvania received an estimated \$1.660 billion in tobacco settlement payments and taxes in FY2017.⁴
- The health care costs in Pennsylvania, directly caused by smoking, amount to \$6.38 billion annually.⁴
- Pennsylvania loses \$5.73 billion in productivity each year due to smoking.⁵

STATE TOBACCO LAWS⁶⁻⁸

EXCISE TAX

- The state tax increased to \$2.60 per pack of cigarettes in August 2016. Pennsylvania is ranked 11th in the United States for its cigarette tax. The national average cigarette tax is \$1.71 per pack of cigarettes. The highest state cigarette tax is New York (\$4.35) and the lowest state cigarette tax is Missouri (\$0.17).
- Little cigars are taxed \$0.13 per cigar. Electronic cigarettes are taxed 40% of the purchase price charged to the retailer. Roll-your-own and smokeless tobacco are taxed \$0.55 per ounce on all fractional parts of an ounce.



CLEAN INDOOR AIR ORDINANCES

- Smoking is prohibited in all schools, childcare facilities, government workplaces, private workplaces, health care facilities, retail stores, and recreational/cultural facilities.
- Smoking is restricted in restaurants and casinos (tribal establishments are exempt).
- There are no smoking restrictions for bars.

YOUTH ACCESS LAWS

- The minimum age requirement for the purchase of tobacco products is 18, and penalties exist for both minors and merchants who violate this law.
- Only sales clerks are allowed access to tobacco products prior to sale, unless the tobacco products are located within the line of sight or under the control of a cashier or other employee and unless it is a retail stores which derives 75% or more of sales revenue from tobacco products.

LOCAL TOBACCO LAWS

- Philadelphia restricts the number of tobacco retailers to 1 per 1,000 people in each planning district and prohibits new tobacco retailers within 500 feet of a school.⁹

CESSATION STATISTICS AND BENEFITS

- The CDC estimates that 52.7% of adult every day smokers in Pennsylvania tried to quit smoking for one or more days in 2015.¹⁰
- The Affordable Care Act requires all Medicaid programs cover all tobacco cessation medications beginning January 1, 2014.^{8†}
- Pennsylvania's state quitline invests \$1.23 per smoker; the national average investment per smoker is \$3.46.⁸
- Pennsylvania has no private insurance mandate provision for cessation.⁸

†The seven recommended cessation medications are NRT Gum, NRT Patch, NRT Nasal Spray, NRT Inhaler, NRT Lozenge, Varenicline (Chantix), and Bupropion (Zyban).

Fiore MC, et al. Treating Tobacco Use and Dependence: 2008 Update. Clinical Practice Guideline. Rockville, MD: US Department of Health and Human Services. Public Health Service: May 2008.

REFERENCES

- 1 CDC, Behavioral Risk Factor Surveillance System, 2015
- 2 CDC, Youth Risk Behavior Surveillance System, 2015
- 3 CDC, State-Specific Prevalence of Current Cigarette Smoking and Smokeless Tobacco Use Among Adults—United States, 2014, MMWR
- 4 Campaign for Tobacco-Free Kids, *Broken Promises to Our Children: a State-by-State Look at the 1998 State Tobacco Settlement 18 Years Later* FY2017, 2016
- 5 Campaign for Tobacco-Free Kids, *Toll of Tobacco in the United States*, 2017
- 6 American Lung Association, *SLATI State Reports*, 2017
- 7 Campaign for Tobacco-Free Kids, *State Cigarette Excise Tax Rates & Rankings*, 2017
- 8 American Lung Association, *State of Tobacco Control*, 2017
- 9 City of Philadelphia Public Health, *Tobacco Retailer Permits*, <http://www.phila.gov/health/environment/retailerPermits.html>.
- 10 CDC, Behavioral Risk Factor Surveillance System, *State Tobacco Activities Tracking and Evaluation System*, 2015